



THE ARNEWOOD SCHOOL  
& ARNEWOOD SIXTH

# Year 7 Transition Booklet

Name: \_\_\_\_\_

Tutor Group: \_\_\_\_\_



**AMBITION SUCCESS TOGETHER**





# CONTENTS

Welcome to The Arnewood School .....	3
Welcome from our Students.....	4
School staff .....	5
My First Day .....	6
What is in your School Bag? .....	7
The School Day .....	8
Your Tutor.....	8
Mobile Phones .....	9
School Uniform .....	10
School Canteen .....	11
Illness and Medication .....	12
Attendance and Lateness .....	13
Library & Learning Support.....	14
Homework Club & Lost Property .....	15
Fire Bell & School Visits .....	16
Transport .....	17
Achievements & Rewards.....	18
HOY Rewards.....	19
Opportunities & Prefect Buddies.....	20
When You Get Home .....	21
Your Community & Safety .....	22
Things to do in the Summer Holidays .....	23
Keep Reading this Summer .....	24
School Map .....	25
Notes .....	27

# WELCOME

## TO THE ARNEWOOD SCHOOL

I am thrilled that you are joining The Arnewood School in September, and I would like to take this opportunity to wish you a warm welcome to our community. We know that it is a big step for you to leave primary school and join us at secondary school, and I hope that your experience on the transition days has sparked some excitement about starting the next phase of your education with us.

At The Arnewood School we aim to give you a rounded education that includes great lessons and fantastic opportunities for you to get involved in different clubs and activities. We hope that these experiences will help you find your passion and give you the qualifications and confidence you need to pursue it. When you arrive in September we will take the first steps of an exciting journey, to find your ambition, build towards success and working together.

Wishing you an enjoyable summer,



**Jamie Anderson, Headteacher**



# WELCOME FROM OUR STUDENTS



## To our future Year 7s,

Welcome to the Arnewood School! We hope you will have a wonderful time when you start here in September.

As well as staying close with many of your friends from primary school, you will have the opportunity to make many new ones too. Be sure to say hello to any new people, you never know, they could become a good friend!

You will also have the chance to learn about many new things and gain new skills, as the range of subjects at secondary school is much greater than at junior school. Try as many different extracurricular clubs as you possibly can, as these are good opportunities to meet new people and try new things. You may even discover a new talent or something you really love!

Please don't worry about coming to Arnewood or getting lost within the site. The teachers are always ready to help you with whatever you need. This year has been great, and all the staff and other students have been helpful and kind.

We hope you will also enjoy our special event days, such as sports day, world book day or the many theatre and reward trips available to you in your first year at Arnewood.

The next 5 years will present you with many amazing opportunities and we will make sure you have the best possible experience. We really look forward to meeting you all in September for a new and exciting year in Secondary, make the most of every moment.

Have a terrific Year 7!

*Maisie Wheeler and Jacob Papioannou*

# ARNEWOOD SCHOOL STAFF

Headteacher	Mr Anderson
Deputy Headteachers	Mr Barrett Mr Merrick
Assistant Headteachers	Mr Colman Mr Hutson Mrs Reece
Head of Year 7	Mr Emecz
Assistant Head of Year 7	Mrs Lowe
SENCO	Mrs Battrick-Mantell
Welfare Assistants (Matrons)	Miss Freeman
Librarian	Mrs Atkins

Tutors are your first point of contact; their details can be found under the Your Tutor section of this booklet. Should you have any pastoral issues please contact the Assistant Head of Year, Mrs Lowe or Head of Year Mr Emecz.

Mrs Lowe – [s.lowe@arnewood.hants.sch.uk](mailto:s.lowe@arnewood.hants.sch.uk)

Mr Emecz – [p.emecz@arnewood.hants.sch.uk](mailto:p.emecz@arnewood.hants.sch.uk)

# MY FIRST DAY

**Your first day at secondary school will be one you will always remember so follow these steps to make it a success!**

## **The night before:**

- Have your bag packed
- Have your named uniform laid out ready
- Check that you know how you are getting to school and who you are travelling with
- Set your alarm to allow you plenty of time to get up and ready

## **On the day:**


- Start your first day with a good breakfast and leave the house ready to arrive at school at 8.20am.
- When you arrive, head up the main drive and follow the path round to the right, here you will find the playground. The school only has Year 7 and Year 12 (our new sixth form students) present for the first day, so it won't be too busy.
- Your Head of Year and tutor will meet you there and ask you to line up with your tutor group.
- You will have a welcome assembly with your year group, before spending the rest of the morning with your tutor. It is important to listen carefully to all the information being given.
- Your tutor will take you on a tour of the school to allow you to become more familiar with where everything is.
- You will be given your timetable and there will be plenty of people around to point you in the right direction.
- Remember to keep smiling! Everyone else is in the same boat as you and will feel just as nervous.
- After the morning with your tutor, it will be time for your first lessons.
- On your first day you will **have 2 lessons** before the school day finishes at 3pm.

# WHAT IS IN YOUR SCHOOL BAG?

## BE PREPARED AND ORGANISED

Impress your teacher by coming to school every day with all you need to learn and participate fully. Here is a list to help you.

- All books for today's lessons
- Pen
- Pencil
- Ruler
- Rubber
- P.E kit (if needed)
- Colour pencils
- Calculator / Protractor
- Water bottle



---

**Don't forget your packed lunch if you choose not to use the school canteen!**

---

## LOCKERS

We do not have pegs to leave your belongings like you do at Junior School, but we do have a number of lockers in school for you to use. You will receive a form in your induction pack, please complete and return it to school if you wish to apply for a locker. We will let you know as soon as one becomes available.



# THE SCHOOL DAY

These are the times of the school day. We have school bells throughout the day but you must always wait for the teacher's permission before leaving the classroom.

0830 - 0850	Tutor Time (or assembly once a week)
0850 - 0950	Lesson One
0950 - 1050	Lesson Two
1050 - 1110	BREAK
1110 - 1210	Lesson Three
1210 - 1310	Lesson Four
1310 - 1350	LUNCH
1350 - 1400	Tutor time
1400 - 1500	Lesson Five
1500	END OF SCHOOL

## YOUR TUTOR

**Every day you start the morning with your tutor group reading.**

The tutor takes the register and leads on an activity such as thought of the week, discussions on current affairs, literacy and numeracy etc. You also have an afternoon tutor session after lunch. Your tutor is there every day to answer any questions you may have and to check your student diary regularly. Your parent/carer can contact them too if they have any concerns. You will have assembly once a week, with your year group in the Hall on Tuesday.

7SSE – Mrs Saywell – [s.saywell@arnewood.hants.sch.uk](mailto:s.saywell@arnewood.hants.sch.uk)

7FBY – Mr Bailey – [f.bailey@arnewood.hants.sch.uk](mailto:f.bailey@arnewood.hants.sch.uk)

7LOE – Miss O'Keefe – [l.okeefe@arnewood.hants.sch.uk](mailto:l.okeefe@arnewood.hants.sch.uk)

7PCE – Mr Clarke – [p.clarke@arnewood.hants.sch.uk](mailto:p.clarke@arnewood.hants.sch.uk)

7ATR – Ms Tricker – [a.tricker@arnewood.hants.sch.uk](mailto:a.tricker@arnewood.hants.sch.uk)



# MOBILE PHONES IN SCHOOL


We know that you may find it useful to bring a mobile phone into school. For example, those involved in after school clubs or fixtures or those with a particularly long journey home. In these incidences, the mobile phone must remain switched off and in your bag.

They are not allowed for use during the school day including break time and lunchtime.

You are responsible for the safe keeping of your phone and the school accepts no responsibility for theft, loss or damage.

If you are caught using your mobile phone during the school day it will be confiscated and taken to the Finance Office where you can pick it up at the end of the day.

**Students need to remember...**



## See it, hear it, lose it!

# SCHOOL UNIFORM

## WEAR YOUR UNIFORM WITH PRIDE


At The Arnewood School we like all our students to look smart and to dress appropriately. Make sure you know the rules about uniform including shoes and jewellery. A full list is available on our website



**Make up, false lashes, false nails and nail varnish are not to be worn in school and you will be asked to remove these items if you wear them to school.**

## PE KIT

- Plain black shorts (School skort with logo available)
- The Arnewood School PE leggings (optional) (no other leggings are appropriate)
- School polo t-shirt (fitted available)
- School winter long sleeve top (outdoor activities and cold weather)
- Studded footwear, shin pads and gum shield (for specific activities)
- Plain black swimming costume (girls) plain black swim shorts - no longer than knee length (boys)



---

**All items of clothing, including your PE kit should be clearly named.**

---

# SCHOOL CANTEEN

We are pleased to let you know that Aspens has been chosen to provide the meal service at The Arnewood School. Streateries is the meal offer where every day has a theme. Here is a glimpse of the menu:

## STREATERIES



AMERICAN  
*Diner*



\* **MEZZE** \*  
MIX IT UP!



*Home*  
STYLE



CARIBBEAN  
*Fusion*



*John Dory*

STREET	American Mustard & Crispy Onion Hot Dog Garlic & Herb wedges	Chicken Shawarma & Pickled Red Cabbage	Roast Beef Silverside with Gravy	Jerk Chicken Thigh Burger	Battered Fish
VEGGIE	Jalapeno Loaded Mac & Cheese	Chermoula Roasted Vegetable Khobez	Veggie Sausage & Summer Vegetable Tray Bake	Sweet Potato & Coconut Bean Stew	Spiced Bean Burger
SIDES	BBQ Beans	Tzatziki Mezze Salad	Roasties Fresh Veggies	White Rice & Peas Spinach & Coconut Slaw	Chips Peas Chip Shop Curry Gravy

**Aspens**

## CASHLESS CATERING

The cashless catering system eliminates the need for you to carry cash throughout the day. The system is biometric so will recognise your thumb print at the tills.

## FREE SCHOOL MEALS

Eligible students will be set up on the school system and payment automatically arranged. If you have any questions regarding this, please contact the finance office.

# ILLNESS AND MEDICATION



We are very lucky to have a Matron on site at Arnewood. If you have a medical condition it is a good idea to find out where the Medical Room is and introduce yourself to Miss Freeman.

If you feel unwell or have hurt yourself whilst at school, ask the teacher if you can go to the Medical room. For your own safety, never just take yourself home! The medical team must call home for you and arrange for someone to come and pick you up.

## Keeping Healthy

Growing up is all about learning to look after yourself. Food and water is fuel for the body. Eating breakfast and lunch is very important and will help you have enough energy for the day.

**Make sure you bring a water bottle with you.** We have water fountains around the school site so remember to fill them up at break and lunch.



## Own Medicine

**If you need to take medicine whilst at school you need to make sure that the Medical Team knows.**

Your parents/carers must fill in a medication consent form and bring it into school along with your prescribed medicine. Make sure it is clearly labelled with your name and tutor group and take it to the Medical Room. They will keep it safe for you.





# ATTENDANCE AND LATENESS

You should be in school by 8.20am every day ready to be in tutor by 8.30am. If lessons have already started when you get to school, you must go to Reception to sign in.

In order to get the most out of school it is essential that you keep your attendance as high as possible. We aim for students to have as near 100% attendance as possible and we reward students who achieve this with certificates.

## What to do if you cannot come to school

If you cannot come to school your parent/carer should phone the school before 9.30am. If the school is not aware of why you are absent, they will try to contact your parents/carer to check that you are safe.

## Need to go to the Dentist or Doctor during school time?

Hopefully your appointments can be made outside of school hours, however if this is unavoidable:

- You should bring the appointment card or note from parent/carer to show to your tutor.
- Before you leave for the appointment you must sign out in Reception.
- When you come back into school, sign in at Reception again.



# LIBRARY

**Open before tutor time, break time, lunchtime and after school**

We have a fantastic library here and it's all yours!  
You can borrow up to 3 books at a time however it is important to return books to the library staff and not just put them back on the shelves yourself. There is a wide selection of books available and our Librarian, Mrs Atkins will be happy to help you find one that you will enjoy.

We ask everyone to respect others who have come to the Library to study and read.



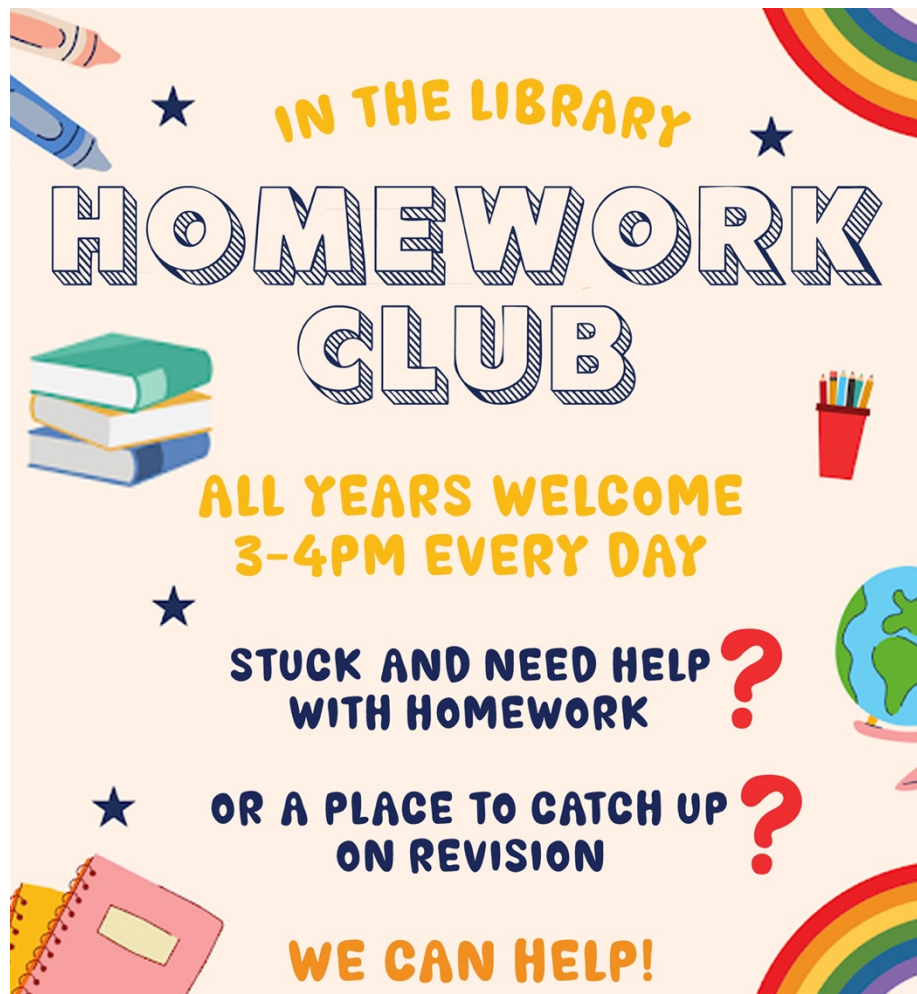
---

# LEARNING SUPPORT



The Learning Support Hub is located in the middle of the school and this is where our students on the SEN Register will come for additional support. It also houses the Literacy Classroom. Students on the SEN register or with an EHCP will receive a separate Learning Support Transition booklet with more information.

# HOMWORK CLUB



A colorful poster for a Homework Club. The background is light orange. At the top, it says "IN THE LIBRARY" in yellow, flanked by two blue stars. Below that, "HOMEWORK CLUB" is written in large, white, outlined letters. To the left of the text are illustrations of a stack of books and a pencil. To the right is a rainbow. Below the main title, it says "ALL YEARS WELCOME" and "3-4PM EVERY DAY" in yellow. Further down, it says "STUCK AND NEED HELP WITH HOMEWORK" and "OR A PLACE TO CATCH UP ON REVISION" in dark blue, each followed by a red question mark. At the bottom, it says "WE CAN HELP!" in orange. There are also illustrations of a pencil cup, a globe, and another rainbow.

IN THE LIBRARY

# HOMEWORK CLUB

ALL YEARS WELCOME  
3-4PM EVERY DAY

STUCK AND NEED HELP WITH HOMEWORK ?

OR A PLACE TO CATCH UP ON REVISION ?

WE CAN HELP!

## LOST PROPERTY

- Think about where you last saw it
- Go and have a good look
- All lost property is taken to the Medical Room so check there to see if it has been handed in



# FIRE

When the school bell rings continuously, this is the Fire Warning Bell. When you hear this, you will be told to leave the building. You must walk in silence.

You will be told where to go and you will need to line up with your tutor group. Always do as you are told in a fire drill as one day it might be the real thing.



---

# SCHOOL TRIPS

There are lots of opportunities for you to go on school trips, from residential to theatre trips. It is important that whenever you are on a school visit you must always behave well. If not, you may not be allowed on other school visits.



# SCHOOL VISITORS


We often have people visit our school and they will always wear a visitor badge or sticker. Please be polite at all times and make them feel welcome.





# TRANSPORT

## BUSES



Make sure you arrive promptly at the bus stop and always carry your pass. We expect all students to abide by the bus company's rules whilst travelling on the bus. Rudeness to the driver or other passengers will never be tolerated and you could even have your bus pass removed.

## BICYCLES

To be able to ride your bike to school you must first get a permit. These forms are available from the Finance Office and must be signed by your head of year. You **MUST** wear a helmet! Bicycles should be securely stored in our bike shed and **NEVER** ridden through school.

### SAFETY AND SECURITY CHECK:

- Do your brakes work?
- Is your saddle the right height?
- Have you got a bell?
- Are your lights working?
- Is your tyre pressure correct?
- Do you have a sturdy lock?



**PLEASE DO NOT BRING SKATEBOARDS ONTO THE SCHOOL SITE**

# ACHIEVEMENTS AND REWARDS

Rewards in school are given out by staff through a system called ADDS. This is an online system where staff can award ADDS points. A certain number of ADDS points will earn you a reward. These points are awarded for academic contributions, non-academic contributions, achieving targets and academic effort on homework.



ADDS Points	Reward / presented by	AWARD
300	Form Tutor   Tutor base	BRONZE
600	Head of Year   Tutor base	SILVER
900	Head of Year   Group Assembly	GOLD
1200	Assistant Headteacher certificate	PLATINUM
1500	Deputy Headteacher certificate	PROMETHIUM
1800	Headteacher Award certificate	IRIDIUM
2400	Chair of Governors certificate	PALLADIUM

# HOY REWARDS



Hello everyone,

Welcome to Arnewood! I'm delighted to be your Head of Year and want to tell you about some of the ways you might be rewarded at Arnewood. Learning is its own reward, and I hope to help you develop an enthusiastic curiosity and zeal for knowledge. We also look to encourage you by recognising success in a variety of ways.

As well as receiving ADDS points from teachers, we also want to reward you for getting it right day-in and day-out. I will be looking at each of the following:

- **Attendance** – being here all day, every day
- **Punctuality** – being on time, all the time
- **Uniform** – always looking the part
- **Equipment** – having everything you need in all lessons
- **Progress** – regularly improving through hard work
- **Homework** – reliably completing every homework well
- **Behaviour** – being ready, respectful and safe at all times

I will also be watching out for students who 'go the extra mile'. I want to catch you being kind, helpful and empathetic, working together well with other students and staff. I will be rewarding students who show initiative and ambition.

*Mr Emecz  
(Head of Year 7)*

Reward	When?	How do I do this?
Certificates	In assembly as and when	Every time you get a certain number of ADD rewards
Hot Chocolate	Every week in the Year 7 office	Meeting expectations in weekly targets
Reward trips/activities	Each half term	Meeting expectations in all areas over a half term
Community, Ambitions, Half and Full Colour Awards	Graduation Assembly July 2025	Nominations from teachers

## Welcome to the Arnewood Team!

## #teamarnewood

# OPPORTUNITIES AND CLUBS

There are a range of extracurricular activities available to all students. Some clubs run during lunch time and after school, with the majority being free of charge.

Keep a listen out for clubs and activities during tutor time.



---

## PREFECT BUDDIES



We have several school prefects in Year 11, who fulfil various roles in and around school. You can identify a prefect by their silver tie.

There will be two Year 7 prefects that will be attached to each tutor group. They will be guides and come into tutor once a week.

You can ask them for help and advice if you have problems, especially if you feel happier talking to someone nearer your own age rather than a teacher or adult.



# WHEN YOU GET HOME AT THE END OF THE SCHOOL DAY



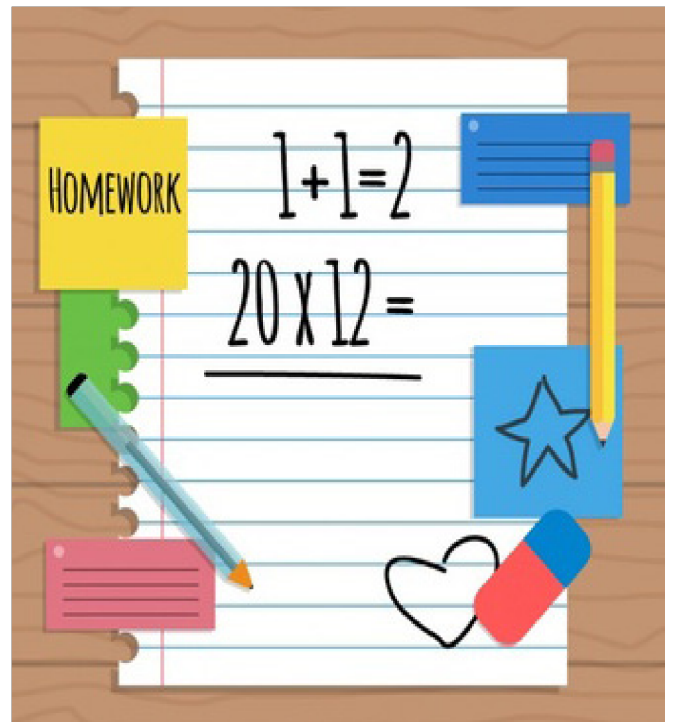
- Empty your bag of the things that you don't need for the next day and pack the things that you need for tomorrow.
- Do you have letters to give to your parents/carer?
- Look after your uniform
- Do you have homework to complete?
- Don't forget to tell your parents/carer all about your new experiences!

---

## HOMework

Homework is a key aspect of your education and the school values the opportunity provided by homework to reinforce learning beyond the classroom.

Make sure you check for homework on Firefly regularly, and don't forget that there is an afterschool Homework Club that runs every day in learning support from 3pm-4pm.



# YOUR SCHOOL COMMUNITY

All students are expected to conduct themselves in a manner which promotes the interests of the community of the school. You are expected to follow to the 'Classroom Agreement' written by our school's student council.

To do this we must all:

- Treat everyone in the school community with kindness and respect
- Listen to members of staff and follow all their instructions
- Use digital technology and the internet safely and positively
- Move around the school and classrooms in a safe and responsible manner
- Respect the school environment and the property of others
- Be attentive and polite in lessons and contribute positively
- Attend regularly, be punctual, and not leave the school without permission
- Take responsibility for, and manage, your own learning
- Dress smartly and appropriately at all times

---

## SAFEGUARDING AT ARNEWOOD



There is a Safeguarding Team at The Arnewood School to talk to if you feel unsafe or are concerned about yourself or another student.

They are:

Mrs A. Reece

Ms M. Evans

Mr P. Barrett

Mr J. Anderson

# THINGS TO DO IN THE SUMMER

- Read lots to start earning your ADDS points (more about this on the next page!)

- Keep talking! It is important to talk with your friends and family about coming to The Arnewood School, including the things that you are looking forward to or are not sure about.

- Make sure you have all the correct equipment, such as pens, pencils, ruler, pencil case etc.

- Make a note of all the things that you will need to take with you for your first day and remind yourself of the school rules about uniform, jewellery etc.

- Take a trip to the beach or New Forest and make lots of new memories with friends and family.

- Agree times to go to bed and to get up on school days so that you get enough sleep and are ready to learn.

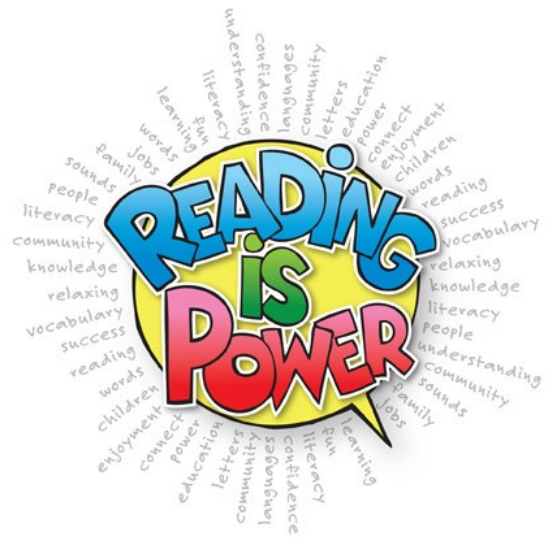
- Time the journey to school or to the bus stop so you know what time you must leave your house and which route to take.




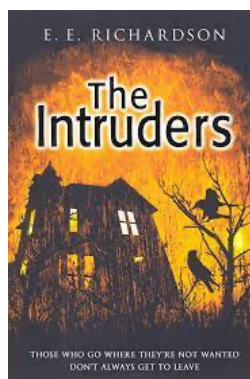


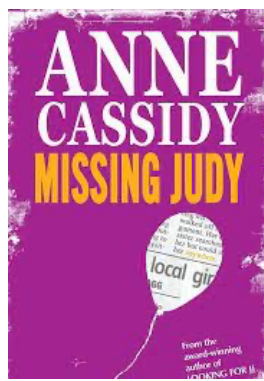

- Get all of your uniform organised including your PE kit and shoes. Make sure everything is named clearly!
- Look forward! Change can be scary sometimes but it can also be very exciting. Plenty of new opportunities are waiting for you at The Arnewood School.

# KEEP READING THIS SUMMER!

During the summer you have the opportunity to start earning ADDs points for each book read! If you read 5 books over the summer holidays, you could earn 50 ADDS points on your first day back and be on your way to earning your Bronze award already!



Take a sneak peek at our suggested reading for Year 7 and see how many you can read before September. The full list is on Firefly.



Reading is the key to improving all aspects of your English work, and it will benefit you in other curriculum areas too. More importantly, you flourish... may be inspired, able to relax more easily, and your imagination will blossom.



# CAMPUS MAP



THE ARNEWOOD  
SCHOOL

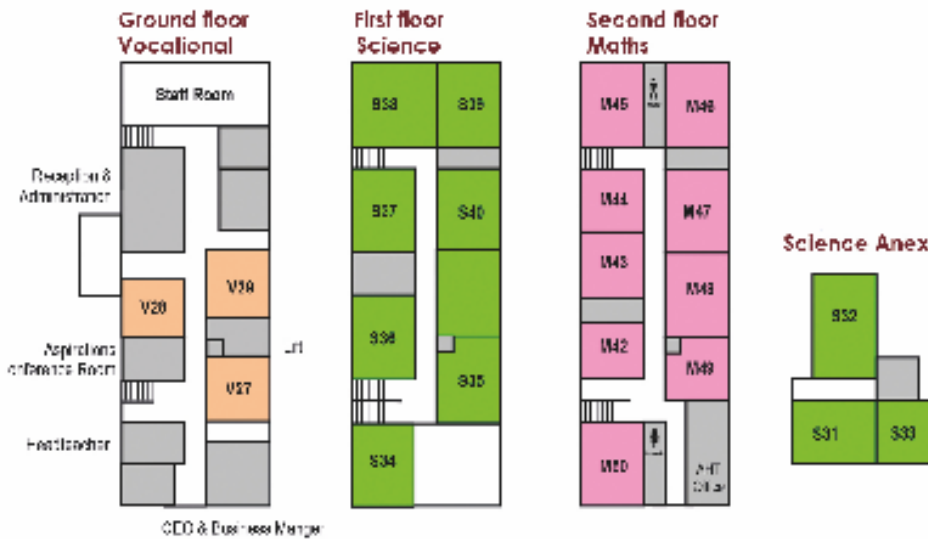


# ELIZABETH COOK BUILDING

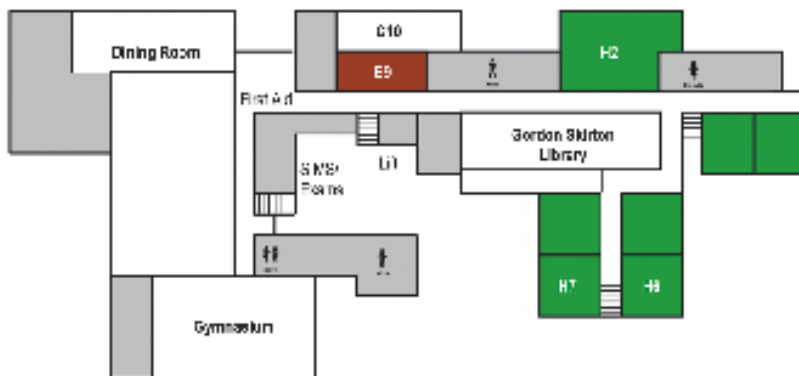


THE ARNEWOOD SCHOOL

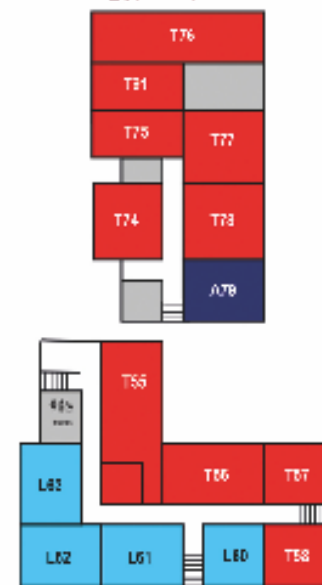
- Art / Music
- English
- ICT/Business
- Humanities
- Languages
- Maths
- Science
- Technology
- Vocational Learning



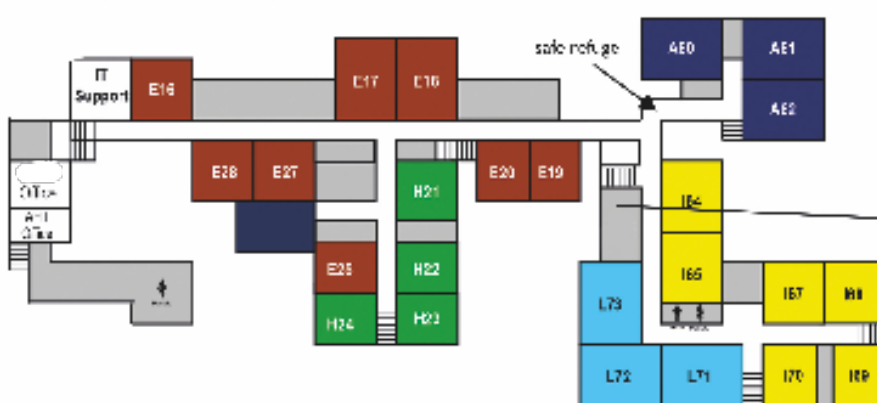
## Ground Floor Dining Room, Hall, Gym, First Aid, Learning Support, Humanities, English



## Ground Floor Technology, MFL, Art



## First Floor IT Support, Year 7 Office, English, Humanities, Drama



## First Floor Art, ICT, MFL



## THE ARTS HUB

### Ground Floor Music



### First Floor Drama



## Ground floor



## ARNEWOOD SIXTH

### First Floor

